

The Wellness Program

sera Biotope Aquariums

Aquariums support our health and the pleasure of living. Psychological studies have proven it. With an aquarium at home you will just leave everyday stress behind you. Dive into the exotic world of the Amazon and watch little adventures!

sera Biotope Aquariums represent the natural environment of the ornamental fish. Everything fits together. Therefore, **sera** Biotope Aquariums are easy to keep.



sera Biotope Aquarium "Asia"

The ornamental fish originating from Asia live in pools and slowly flowing, low-in-oxygen waters. Accordingly, among others the labyrinth fish (e.g. dwarf gourami) developed interesting behaviors. They take up essential oxygen at the water surface. The different shapes and colors of Asian ornamental fish in the **sera Biotope Aquarium "Asia"** are inspiring again and again.





60



planting plan
aquarium 60 cm wide








80



planting plan
aquarium 80 cm wide







Fish

Swimming zone	Aquarium size / Number of fish	60	80
Top	Siamese Fighter (<i>Betta splendens</i>) 	1	1♂ 1♀
	Dwarf gourami (<i>Colisa lalia</i>) 	Siamese Fighter	Dwarf gourami
Top	Neon rainbowfish (<i>Melanotaenia praecox</i>) 	-	6
Top/Middle	Checker barb (<i>Barbus oligolepis</i>) 	6	6
Top/Middle	Siamese algae eater (<i>Crossocheilus siamensis</i>) 	3	4
Bottom	Coolie loach (<i>Pangio kuhlii</i>) 	3	5
Bottom	Amano shrimp (<i>Caridina japonica</i>) 	5	7














Bottom gravel and decoration

Aquarium size / Decoration	60	80
 dark gravel (slightly reddish)	for 6 cm layer thickness	
 fine, white gravel	for "sand path"	
 bamboo stalks (X in the planting plan)	3	4
 root, high root, long (or similar root)	1 each	1 each



Plants

Location	Aquarium size / Number of plants	60	80
Back-ground A	 Water Wisteria (<i>Hygrophila difformis</i>)	1	2
Back-ground B	 East Indian Hygrophila (<i>Hygrophila polysperma</i>)	2	3
Back-ground C	 <i>Cryptocoryne nevillei</i>	2	3
Back-ground I	 <i>Vallisneria nana</i>	2	3
Middle ground D	 <i>Nymphaea lotus</i>	1	3
Middle ground E	 <i>Cryptocoryne "Green Gecko"</i>	2	3
Middle ground J	 <i>Microsorium pteropus</i>	1	1
Fore-ground F	 <i>Cladophora aegagrophila</i>	2	3
Fore-ground G	 Wendt's water trumpet (<i>Cryptocoryne wendtii</i>)	2	3
Fore-ground H	 Wendt's water trumpet (<i>Cryptocoryne wendtii</i>)	2	3





sera Biotope Aquarium "Central Am


In Central America, the fish often live in clear, flowing waters. Livebearing fish species (e.g. swordtails and platys) are colorful, lively fish. Accordingly, there is always happening something in the **sera Biotope Aquarium "Central America"** leading to new experiences. Fish fry, which will appear from time to time, always keep the Biotope Aquarium "Central America" interesting.



erica"







planting plan
aquarium 60 cm wide



planting plan
aquarium 80 cm wide



Fish

Swimming zone	Aquarium size / Number of fish	60	80
Top	 Swordtail (<i>Xiphophorus helleri</i>)	1 ♂	2 ♂
		2 ♀	3 ♀
Top/Middle	 Platy (<i>Xiphophorus maculatus</i>)	1 ♂	2 ♂
		2 ♀	3 ♀
Bottom	 Black-spotted Corydoras (<i>Corydoras melanistius</i>)	3	5
Bottom	 Bushy Mouth Ancistrus (<i>Ancistrus sp. cf. dolichopterus</i>)	1 ♂	1 ♂
		1 ♀	1 ♀










Bottom gravel and decoration

Aquarium size / Decoration	60	80
 dark gravel (slightly reddish)	for 6 cm layer thickness	
 fine, white gravel	for "sand path"	
 slate stone, flat, green (or similar slate stones)	10 – 12 pieces	15 – 17 pieces



Plants

Location	Aquarium size / Number of plants	60	80
Back-ground A	 Blue water hyssop (<i>Bacopa caroliniana</i>)	3	4
Back-ground B	 Delta arrowhead (<i>Sagittaria platyphylla</i>)	2	4
Back-ground C	 Echinodorus "Red Devil"	1	2
Back-ground G	 Green Cabomba (<i>Cabomba aquatica</i>)	2	3
Middle ground F	 Echinodorus "Reni"	1	1
Fore-ground D	 Cardinal flower (<i>Lobelia cardinalis</i>)	3	4
Fore-ground E	 Pygmy Chain Sword (<i>Echinodorus tenellus</i>)	4	6



sera Biotope Aquarium "South Amer

The Amazon region is the river system on Earth that carries the largest amount of water. Many colorful fish originate from the huge Amazon region in South America. The shape varieties of the ornamental fish, the decorative roots and rocks as well as the lush growing plants are the secret of a **sera Biotope Aquarium "South America"**. A guaranteed eye catcher with a particularly exotic appearance.



ica"



60



planting plan
aquarium 60 cm wide






80



planting plan
aquarium 80 cm wide







Fish

Swimming zone	Aquarium size / Number of fish	60	80
Top	 Cockatoo dwarf cichlid <i>(Apistogramma cacatuoides)</i>	1♂ 1♀	1♂ 1♀
Top/Middle	 Black tetra <i>(Gymnocorymbus ternetzi)</i>	4	6
Top/Middle	 Bleeding heart tetra <i>(Hyphessobrycon erythrostigma)</i>	-	5
Bottom	 Sterba's Corydoras <i>(Corydoras sterbai)</i>	4	6
Bottom	 Midget Sucker Catfish <i>(Otocinclus sp. cf. affinis)</i>	5	7










Bottom gravel and decoration

Aquarium size / Decoration	60	80
 dark gravel (slightly reddish)	for 6 cm layer thickness	
 fine, white gravel	for "sand path"	
 slate stone, flat, red (or similar slate stones)	5 – 7 pieces	10 – 12 pieces
 root, medium size (or similar root)	1	1



Plants

Location	Aquarium size / Number of plants	60	80
Back-ground A	 Amazon Swordplant <i>(Echinodorus bleheri)</i>	1	1
Back-ground B	 Black Amazon Swordplant <i>(Echinodorus parviflorus)</i>	1	2
Back-ground C	 Delta Arrowhead <i>(Sagittaria platyphylla)</i>	1	3
Back-ground D	 Green Cabomba <i>(Cabomba aquatica)</i>	2	2
Middle ground E	 Echinodorus "Red Devil"	3	5
Fore-ground F	 Grasswort <i>(Lilaeopsis novae-zelandiae)</i>	3	4
Fore-ground G	 Grasswort <i>(Lilaeopsis mauritiana)</i>	3	5

Setting up a **sera** Biotope Aquarium in 7 steps

1 Place the aquarium correctly



Place the aquarium on a stable support in a location without direct sunlight. Put **sera thermo-safe** between the aquarium and the support. Clean the aquarium with water with an addition of 10 % **sera pH-minus**.

4 Fill in water



Fill the tank with lukewarm water by 2/3. Pour the water onto a shallow dish as to avoid the bottom gravel being swirled up. Add **sera toxivec** according to the instructions for use. Now put the technical equipment into operation.

2 Set up the bottom gravel



Distribute **sera floredapot** with a layer thickness of max. 2 cm in the aquarium. Distribute the freshly washed bottom gravel on top, approx. 5 cm high.

5 Add plants



Shorten the plant roots by approx. 3 cm. Press plant holes into the ground using your finger, put in the plants and cover the roots with bottom gravel. Add **sera aquatan** according to the instructions for use.

3 Install decoration and technical equipment



Install the technical equipment by **sera**, but do not put it in operation yet. Build an underwater landscape from carefully cleaned rocks and roots.

6 Test water



sera water test kits are an "early warning system" allowing you to detect deviations from optimal water values. You will find more detailed information in the test chart on page 11.



7

Add fish



First start the biological waste breakdown with **sera nitrivec**. Then add the first fish (see time schedule, please).



!

sera tip: Add fish correctly



- Switch off aquarium lights, avoid bright light



- Place the fish bag into the aquarium (opening directed upwards)



- Open the bag and turn out the edges with several folds, making the bag float in the water by itself open and upwards. Pour two or three times as much aquarium water into the bag within 30 – 60 minutes in several portions.

- Then transfer the fish with a **sera** fish net, pour away the transport water!



Day	Time schedule																
1	<ul style="list-style-type: none"> • Add sera nitrivec (20 ml per each 100 liters) into the aquarium water at least one hour after having added sera toxivec (Fig. 4) and sera aqutan (Fig. 5). 																
2	<ul style="list-style-type: none"> • Add the first fish 24 hours after having added sera nitrivec Algae eaters and bottom fish: <table border="1"> <thead> <tr> <th>Biotope</th> <th>Aquarium 60</th> </tr> </thead> <tbody> <tr> <td>Asia</td> <td>3 x Siamese Algae Eater</td> </tr> <tr> <td>Central America</td> <td>2 x Bushy Mouth Ancistrus</td> </tr> <tr> <td>South America</td> <td>5 x Midget Sucker Catfish</td> </tr> </tbody> </table> <table border="1"> <thead> <tr> <th>Biotope</th> <th>Aquarium 80</th> </tr> </thead> <tbody> <tr> <td>Asia</td> <td>4 x Siamese Algae Eater</td> </tr> <tr> <td>Central America</td> <td>2 x Bushy Mouth Ancistrus</td> </tr> <tr> <td>South America</td> <td>7 x Midget Sucker Catfish</td> </tr> </tbody> </table> <ul style="list-style-type: none"> • Start the biological waste breakdown: Add 10 ml sera nitrivec per each 100 liters of aquarium water every day for 10 days running, starting on the 2nd day. By doing so you will shorten the time span in which the filter bacteria become active. 	Biotope	Aquarium 60	Asia	3 x Siamese Algae Eater	Central America	2 x Bushy Mouth Ancistrus	South America	5 x Midget Sucker Catfish	Biotope	Aquarium 80	Asia	4 x Siamese Algae Eater	Central America	2 x Bushy Mouth Ancistrus	South America	7 x Midget Sucker Catfish
Biotope	Aquarium 60																
Asia	3 x Siamese Algae Eater																
Central America	2 x Bushy Mouth Ancistrus																
South America	5 x Midget Sucker Catfish																
Biotope	Aquarium 80																
Asia	4 x Siamese Algae Eater																
Central America	2 x Bushy Mouth Ancistrus																
South America	7 x Midget Sucker Catfish																
3 – 4	Break																
5	<ul style="list-style-type: none"> • Add the next fish (approt. 40 % of the fish stock) <table border="1"> <thead> <tr> <th>Biotope</th> <th>Aquarium 60</th> </tr> </thead> <tbody> <tr> <td>Asia</td> <td>5 x Amano shrimp 3 x Coolie loach</td> </tr> <tr> <td>Central America</td> <td>3 x Black-spotted Corydoras</td> </tr> <tr> <td>South America</td> <td>4 x Sterba's Corydoras</td> </tr> </tbody> </table> <table border="1"> <thead> <tr> <th>Biotope</th> <th>Aquarium 80</th> </tr> </thead> <tbody> <tr> <td>Asia</td> <td>7 x Amano shrimp 5 x Coolie loach</td> </tr> <tr> <td>Central America</td> <td>5 x Black-spotted Corydoras</td> </tr> <tr> <td>South America</td> <td>6 x Sterba's Corydoras</td> </tr> </tbody> </table>	Biotope	Aquarium 60	Asia	5 x Amano shrimp 3 x Coolie loach	Central America	3 x Black-spotted Corydoras	South America	4 x Sterba's Corydoras	Biotope	Aquarium 80	Asia	7 x Amano shrimp 5 x Coolie loach	Central America	5 x Black-spotted Corydoras	South America	6 x Sterba's Corydoras
Biotope	Aquarium 60																
Asia	5 x Amano shrimp 3 x Coolie loach																
Central America	3 x Black-spotted Corydoras																
South America	4 x Sterba's Corydoras																
Biotope	Aquarium 80																
Asia	7 x Amano shrimp 5 x Coolie loach																
Central America	5 x Black-spotted Corydoras																
South America	6 x Sterba's Corydoras																
6 – 8	<ul style="list-style-type: none"> • Check nitrite (NO₂) (see chart on page 11) You can quickly neutralize high values with sera toxivec 																
9	<ul style="list-style-type: none"> • Add the remaining fish 																
10	like 6 th and 8 th day																



for **sera** Biotope Aquariums
with 60 cm width

60 Buyer's list for the setup

Set 1: **sera** Aquarium Complete Set 60



- Aquarium 60 cm wide with panorama pane
- Aquarium cover
- **sera** daylight brilliant 15 W; aquarium lamp
- **sera** aquarium heater thermostat 50 W
- **sera** fish net
- **sera** aquarium thermometer
- **sera** internal filter F 400 for filtering out coarse particles
- **sera** aqutan 50 ml
conditions tap water according to the requirements of fish and bio cultures
- **sera** toxivec 100 ml; for pollutant removal
- **sera** nitrivec 50 ml
billions of useful bio cultures for the biological filtration
- **sera** vipan 5 g flake food
- **sera** vipagran 5 g granulated food
- **sera** O-nip 8 food tablets
- **sera** guide "How to set up an aquarium" and "Aquarium care according to nature"

Set 2: for the long-term biological aquarium care



- **sera**fil 900 external filter
- **sera** siporax 1000 ml; biological filter medium
- **sera** biofibres 40 g; mechanical filter medium
- **sera** Quick Test
- **sera** CO₂-Start
- **sera** thermo-safe safety pad
- **sera** floredpot 2.4 kg
- **sera** florena 100 ml; plant fertilizer
- **sera** morena 100 ml; water conditioner for **sera** Biotope Aquariums "Asia" and "South America"

for **sera** Biotope Aquariums
with 80 cm width

80 Buyer's list for the setup

Set 1: **sera** Aquarium Complete Set 80



- Aquarium 80 cm wide with panorama pane
- Aquarium cover
- **sera** daylight brilliant 18 W; aquarium lamp
- **sera** plant color 18 W; aquarium lamp
- **sera** aquarium heater thermostat 100 W
- **sera** fish net
- **sera** aquarium thermometer
- **sera** internal filter F 700 for filtering out coarse particles
- **sera** aqutan 100 ml
conditions tap water according to the requirements of fish and bio cultures
- **sera** toxivec 100 ml; for pollutant removal
- **sera** nitrivec 100 ml
billions of useful bio cultures for the biological filtration
- **sera** florena 100 ml plant fertilizer
- **sera** vipan 100 ml flake food
- **sera** O-nip 8 food tablets
- **sera** Spirulina Tabs 8 food tablets build-up food
- **sera** guide "How to set up an aquarium" and "Aquarium care according to nature"

Set 2: for the long-term biological aquarium care



- **sera**fil 900 external filter
- **sera** siporax 1000 ml; biological filter medium
- **sera** biofibres 40 g; mechanical filter medium
- **sera** Quick Test
- **sera** CO₂-Start
- **sera** floredpot 2.4 kg
- **sera** morena 100 ml; water conditioner for **sera** Biotope Aquariums "Asia" and "South America"



Maintenance plan

A Daily maintenance



Check the lighting duration (approx. 12 hours).



Check the water level. Top up evaporated water if necessary.



Check whether filters and/or air pumps as well as the heater operate properly.



Check the water temperature (approx. 25 °C).



Feed the fish 2 or 3 times a day – only as much as is eaten within a few minutes.



Fertilize plants with **sera flore daydrops**.

B Weekly maintenance



Carry out water tests (see also under F). Add **sera toxivec** (5 ml per each 20 liters) as an immediate measure in case of acute deterioration of water values.



Fertilize plants with **sera florena** and **sera florenette A** according to the instructions for use.

C Maintenance every fortnight



Partial water change depending on fish stock, at least 30 %.

Use an adhesive tape to mark on the aquarium outside how much water you wish to siphon out.

Siphon water out (pull mains plug before doing so): Place two buckets on a towel. It is easy to siphon off the water and remove sludge from the aquarium gravel at the same time when using the **sera gravel washer**.

Condition the water

Fill tap water into a watering can. The water should have roughly the same temperature as inside the aquarium. Add the following water conditioners:

- **sera toxivec** (5 ml per each 20 liters) for protection against possibly present harmful substances, directly into the aquarium
- **sera aqutan** (5 ml per each 20 liters) against chlorine and heavy metals, for protecting fish and bio cultures
- **sera nitrivec** (10 ml per each 100 liters) – bio cultures for activating pollutant breakdown
- **sera morena** (5 ml per each 20 liters) for "South America" and "Asia" for creating tropical soft water
- **sera mineral salt** (5 g per each 100 liters of conditioned water) for „Central America“, as to provide minerals.

Fill in the conditioned water with the watering can. Make sure the gravel is not swirled up or plant roots are washed out. Re-connect technical equipment.

Important:

Check the water after conditioning.



D Annual maintenance

Replacing the fluorescent tubes

The required light composition is lost even if the used fluorescent tubes are still working.

E Maintenance as required



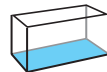
Remove uneaten food with the **sera gravel washer** in case of overfeeding. Change 15 – 30 % of the water while doing so.



Remove algae from the aquarium glass, bright stones and plant leaves. **sera glas-clear** is particularly suitable for glass pane cleansing.



Fertilize plants with **sera floreplus** after transport, after planting and in case of unsatisfactory growth.



Thoroughly wipe off lime deposits from heater, filter hoses, cords, cover panes or the outside of the aquarium glass, using **sera pH-minus** on a soft cloth or **sera filter wool**.

Important: Pull the corresponding mains plugs to do so, and clean the devices outside the aquarium!



Remove plant part attached to the intake strainer of the external filter.



Mechanical filter media:

Rinse mechanical filter media (**sera filter mat**, **sera filter sponge**, **sera filter wool**, **sera biofibres**) in case of reduced water flow. Replace these filter media if the water flow does not become normal after these measures.



Biological filter media:

Check biological filter media and clean the filter every 3 – 12 months, depending on the fish stock. Rinse biological filter media such as **sera siporax** and **sera biopur forte** in aquarium water to do so – never use cleaning agents! Rinse the filter itself under running water. Finally re-activate the biological filter media with **sera nitrivec**.



Special filter media:

Replace **sera super carbon**, **sera super peat** or **sera phosvec Granulat** after approx. 6 weeks in case you use them in the filter.

F

Water tests

	Asia	Central America	South America	too high ↓	too low ↑	Date	Date	Date	Date
						Value	Value	Value	Value
pH value pH	6 – 7	7 – 8	6 – 7	<i>Sera</i> pH-minus* 20 % partial water change with soft water	<i>Sera</i> KH/pH-plus* + double dose <i>Sera</i> aqutan*				
Carbonate hardness KH	4 – 8	5 – 10	4 – 8	<i>Sera</i> pH-minus* 20 % partial water change with soft water	<i>Sera</i> KH/pH-plus*				
Total hardness GH	up to 10	10 – 16	up to 10	<i>Sera</i> morena* 20 % partial water change with soft water	<i>Sera</i> mineral salt* and <i>Sera</i> KH/pH-plus*				
Nitrite NO ₂	from 0,3 – 0,5 mg/l			<i>Sera</i> toxivec* filter control, feed sparingly, 20 % water change, add <i>Sera</i> nitrivec*					
	from 0,5 mg/l			<i>Sera</i> toxivec* remove cause, add <i>Sera</i> nitrivec*					
	1,0 mg/l danger to life for fish			30 % water change, continue as described above; 20 % water change after 12 – 24 hours, add <i>Sera</i> nitrivec*					
Nitrate NO ₃	< 50 mg/l			<i>Sera</i> siporax* add <i>Sera</i> nitrivec*					

* Please follow the instructions for use.

Possible causes for measured nitrite and nitrate values above the stated maximum values are:

- too many fish
- too few plants
- insufficient and/or biologically inactive filter capacity
- overfeeding

Immediate help:

First test the water, then – depending on the values – add 5 ml *Sera* toxivec per each 20 liters. Carry out water check. Finally increase or lower the water values as described in the chart.

You can also carry out the water check in the *Sera* online laboratory: www.seralabor.com

pH Test

Instructions for use:

1. Clean vials thoroughly before and after each test. Shake the liquid reagents before using. Close reagent bottles firmly, immediately after use. Do not switch bottle caps.
2. Rinse vial several times with the water to be checked. Fill to the 5 ml mark and dry the exterior.
3. Add 4 drops of the reagent and shake gently. Place vial on the white area of the color scale, and look from above to determine the pH value according to the color. We recommend comparing colors in daylight as artificial light makes it difficult to distinguish colors.

pH acidity

- 4.5
- 4.8
- 5.5
- 6.2
- 6.5
- 7.2
- 7.8

Water test
Click into the round fields to select your values from the available choices.

www.seralabor.com

Higher life quality by aquariums



Fish have a stimulating and activating effect and thus support our health, joy of life and balance. You will simply feel better. Psychological studies prove this. An aquarium also rates high according to the Feng Shui system. Among others, it represents luck, stability, movement and wealth. When placed correctly, an aquarium will support vocational promotion.



Apart from all wisdom – an aquarium simply looks great and decorative. Light effects created by water reflections and plants swaying in the current are a unique fascination. You will forget everyday stress, dive into the exotic world of the Amazon and watch the fish hunting and playing. You will be surprised which interesting characters fish have.

Compared to other pets, fish are easier to keep, and the keeping conditions are more hygienic. Maintenance efforts are low, and you are more independent. Precondition: A functioning purification cycle within the aquarium.



Functioning aquariums from the very beginning – with **sera**



All elements must suit the corresponding biotope as to ensure the biological cycle with the aquarium functions properly.

The **sera** research department has compiled three biotopes according to the natural environments of the fish in Asia, Central America and South America. Everything is in correct balance, e.g.: aquarium size, number of the fish and fish species, number of plants and plant species, decoration, filter volume, lighting and conditioners.

This is the only way to optimally adjust the water quality, the most important feature in the aquarium, to the according biotope and to constantly maintain it. This is not easily possible with fish that originate from different living environments. Aquarium care will then require much more efforts.

If you have decided on a **sera** Biotope Aquarium, take out the corresponding "stock list" and the buyer's list for the setup. You will get everything necessary from your specialized retailer. Of course your retailer will be pleased to counsel you. For the start phase and the continuing maintenance you will get along well with the setup and maintenance plans in this brochure.



sera Biotope Aquariums are easy to maintain, you will really enjoy the hobby!


For a natural aquarium

sera GmbH • D 52518 Heinsberg • Germany
www.sera.de • info@sera.de

